



光继电器

Photo Relay

**QXY251**

宁波群芯微电子股份有限公司

NINGBO QUNXIN MICROELECTRONICS CO., LTD.

中国 浙江省宁波杭州湾新区玉海东路 68 号

68 Yuhaidong Road, Hangzhou Bay New District, Ningbo, Zhejiang, China

## 概述 Description

QXY251是一款高压继电器，通过高压输出检测器电路光耦合到AlGaAs红外发光二极管（LED）输入级。高压输出检测器电路由一个高速光伏二极管阵列和驱动电路组成，用于接通/断开两个分立的高压MOSFETs。  
The QXY251 series is a high-voltage Photo MOSFET. It is optically coupled to the AlGaAs infrared light-emitting diode (LED) input stage optically coupled to a high-voltage output detector circuit. The high voltage output detector circuit consists of a high-speed photovoltaic diode array and driver circuitry to switch on/off two discrete high-voltage MOSFETs.

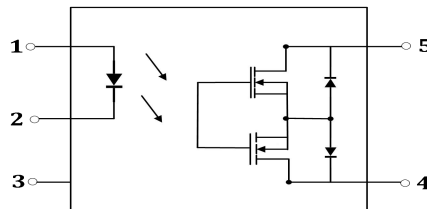
## 特性 Features

- 负载电压：1500V  
Load voltage: 1500V
- 输入-输出隔离电压 ( $V_{ISO}=5000 V_{rms}$ )  
High isolation voltage between input and output( $V_{ISO}=5000 V_{rms}$ )
- 工作温度：-40°C~+85°C  
Operating Temperature: -40°C~+85°C
- 符合加强绝缘标准  
Meet reinforced insulation standards
- 良好的成本效益  
Good cost-performance

## 应用 Applications

- 蓄电池绝缘电阻测量/漏电检测  
Battery insulation resistance measurement/leakage detection
- 汽车电池 BMS 拓扑结构  
Automotive battery BMS topological structure
- 测量仪器  
Measuring instruments
- 数据通信设备  
Data communication equipment

## 封装和原理图 Package and Schematic Diagram



Pin Configuration

1. AN
2. CA
3. NC
4. D1
5. D2



**产品型号命名规则 Order Code**

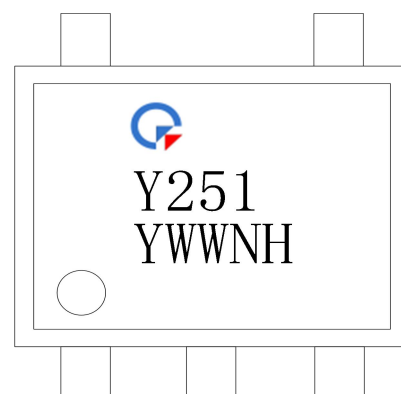
**QX Y251- UN Y - W (V) (ZZ)**

①      ②      ③      ④      ⑤      ⑥      ⑦

- ① 公司代码 Company Code (QX: 群芯 Qunxin)
- ② 产品系列 Product Series (Y251: Y251)
- ③ 框架类型 Lead Frame (Cu: 铜框架 Copper)
- ④ 树脂类型 Epoxy Type (H: 无卤 Halogen-free)
- ⑤ 封装形式 Package (S: SMD)
- ⑥ 器件工作温度范围 Device Operating Temperature Range (特殊范围需填或者空白 Special Range need to be filled in or left blank)
- ⑦ 内部补充代码 Internal Supplementary Code (数字或者空白 Number or None)

**印字信息 Marking Information**

- 印字中“”为群芯品牌 LOGO  
“”denotes LOGO
- 第二行印字中“Y”代表年份: A(2018), B(2019), C(2020).....  
In the second line, “Y”denotes YEAR: A(2018), B(2019), C(2020).....
- 印字中“WW”代表周号  
“WW”denotes Week’s number.
- 印字中“N”代表星期几  
“N”denotes the day of the week.
- 印字中的“H”代表无卤  
“H”denotes Halogen-free



**绝缘和安规信息 Insulation and Safety related specifications**

项目 Item	符号 Symbol	数值 Value	单位 Unit	备注 Note
爬电距离 Creepage Distance	L	7.0	mm	从输入端到输出端，沿本体最短距离路径 Measured from input terminals to output terminals, shortest distance path along body.
电气间隙 Clearance Distance	L	7.0	mm	从输入端到输出端，通过空气的最短距离 Measured from input terminals to output terminals, shortest distance through air.
绝缘距离 Insulation Thickness	DTI	0.4	mm	发射器和探测器之间的绝缘厚度 Insulation thickness between emitter and detector.
峰值隔离电压 Peak Isolation Voltage	$V_{IORM}$	1500	$V_{peak}$	DIN/EN/IEC EN60747-5-5.
瞬态隔离电压 Transient isolation voltage	$V_{IOTM}$	7000	$V_{peak}$	DIN/EN/IEC EN60747-5-5.
隔离电压 Isolation Voltage	$V_{ISO}$	5000	$V_{rms}$	For 1 minute.

**极限参数 Absolute Maximum Ratings ( $T_A=25^\circ\text{C}$ )**

参数 Parameter	符号 Symbol	额定值 Rating	单位 Unit	备注 Note	
发射端 Input	LED 正向电流 LED Forward Current	$I_F$	50	mA	$T_A = -40^\circ\text{C}$ to $+85^\circ\text{C}$
	LED 反向电压 LED Reverse Voltage	$V_R$	5	V	$T_A = -40^\circ\text{C}$ to $+85^\circ\text{C}$
	峰值正向电流 Peak Forward Current	$I_{FP}$	1	A	$f = 100\text{ Hz}$ , duty cycle = 0.1%
	输入功率 Power Dissipation	$P_{in}$	75	mW	
接收端 Output	持续负载电流 Continuous Load Current	$I_L$ $T_A = 25^\circ\text{C}$	0.02	A	
		$I_L$ $T_A = 85^\circ\text{C}$	0.01	A	
	峰值负载电流 Peak Load Current	$I_{peak}$ $T_A = 25^\circ\text{C}$	0.06	A	$t_m = 1\text{ min}$ , duty cycle = 0.1%, cumulative of 5minutes over lifetime
		$I_{peak}$ $T_A = 85^\circ\text{C}$	0.03	A	
	输出功率 Power Dissipation	$P_{out}$	360	mW	
总功耗 Total Power Dissipation	$P_{tot}$	410	mW		
输入输出瞬态耐受电压 Isolation Voltage	$V_{ISO}$	5000	$V_{rms}$		
工作温度 Operating Temperature	$T_{opr}$	-40~+85	$^\circ\text{C}$		
存储温度 Storage Temperature	$T_{stg}$	-40~+100	$^\circ\text{C}$		

参数 Parameter	符号 Symbol	额定值 Rating	单位 Unit	备注 Note
焊接温度 Soldering Temperature	$T_{sol}$	260	°C	

### 推荐的操作条件 Recommended Operating Conditions

参数 Parameter	符号 Symbol	最小 Min.	最大 Max.	单位 Unit	备注 Note
输入电流 (ON) Input Current (ON)	$I_{F(ON)}$	5	10	mA	
输入电压 (OFF) Input Voltage (OFF)	$V_{F(OFF)}$	-5	0.4	V	
工作温度 Operating Temperature	$T_A$	-40	+85	°C	
持续负载电压 Continuous Load Voltage	$V_O$	-	1000	$V_{DC}$	
负载电流 Load Current	$I_O$	-10	10	mA	

### 产品特性参数 Electro-optical Characteristics ( $T_A=25^{\circ}\text{C}$ )

参数 Parameter		符号 Symbol	条件 Condition	最小 Min.	典型 Typ.	最大 Max.	单位 Unit
发射端 Input	LED 开启电流 LED Operate Current	$I_{\text{Fon}}$	$I_L = 20\text{mA}$ .	-	1.1	3	mA
	LED 关断电流 LED Turn Off Current	$I_{\text{Foff}}$	$I_L = 20\text{mA}$	0.2	0.9	-	mA
	LED 正向压降 LED Dropout Voltage	$V_F$	$I_F = 5\text{mA}$	-	1.3	1.5	V
接收端 Output	负载电压 (AC 峰值) Load Voltage (Peak AC)	$V_L$	$I_{\text{off}}=10\mu\text{A}$	1500	-	-	V
	导通电阻 On Resistance	$R_{\text{on}}$	$I_F = 5\text{mA}$ $I_L = 20\text{mA}$ . Within 1s on time	-	190	300	$\Omega$
	关断漏电 Off State Leakage Current	$I_{\text{Leak}}$	$I_F = 0\text{mA}$ $V_L = 1500\text{V}$	-	-	10	$\mu\text{A}$
传输特性 Transfer Characteristics	开启时间 Turn On Time	$T_{\text{on}}$	$I_F = 5\text{mA}$ $I_L = 20\text{mA}$ . $T_A=25^{\circ}\text{C}$	-	0.3	1.5	ms
			$I_F = 5\text{mA}$ $I_L = 20\text{mA}$ . $T_A=-40$ to $+85^{\circ}\text{C}$	-	-	1.5	ms
	关断时间 Turn Off Time	$T_{\text{off}}$	$I_F = 5\text{mA}$ $I_L = 20\text{mA}$ . $T_A=25^{\circ}\text{C}$	-	0.28	0.5	ms
			$I_F = 5\text{mA}$ $I_L = 20\text{mA}$ . $T_A=-40$ to $+85^{\circ}\text{C}$	-	-	0.5	ms

**典型光电特性曲线 Typical Electro-Optical Characteristics Curves**

Fig.1 LED Dropout Voltage vs. Ambient Temperature

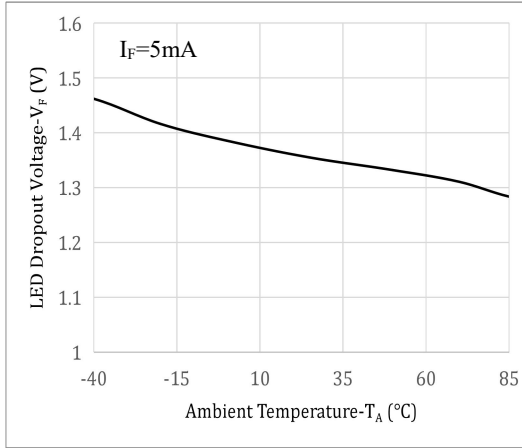


Fig.2 Output Current vs. Output Voltage

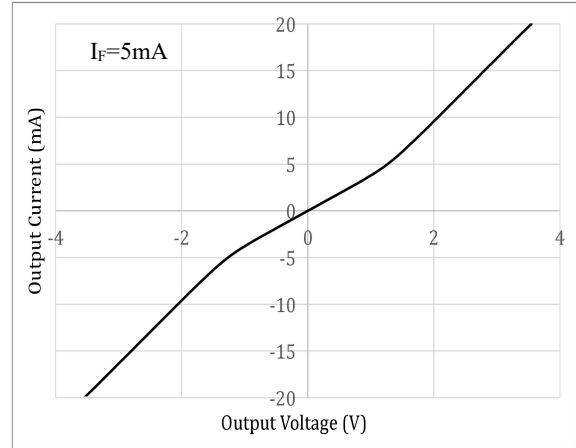


Fig.3 On Resistance vs. Ambient Temperature

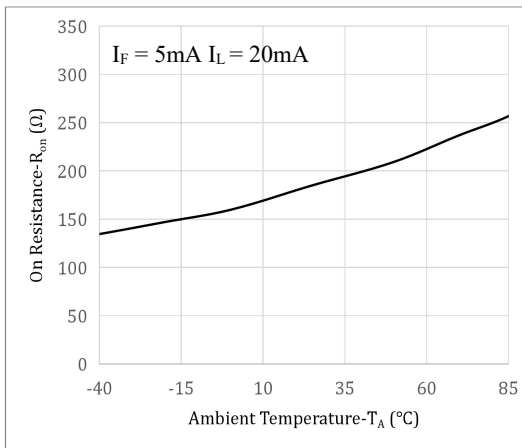


Fig.4 Load Current vs. Ambient Temperature

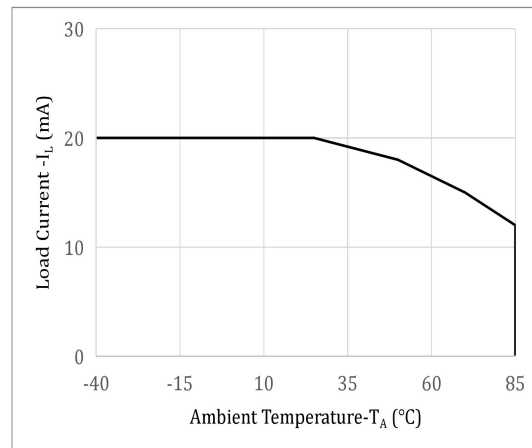


Fig.5 LED Operate Current vs. Ambient Temperature

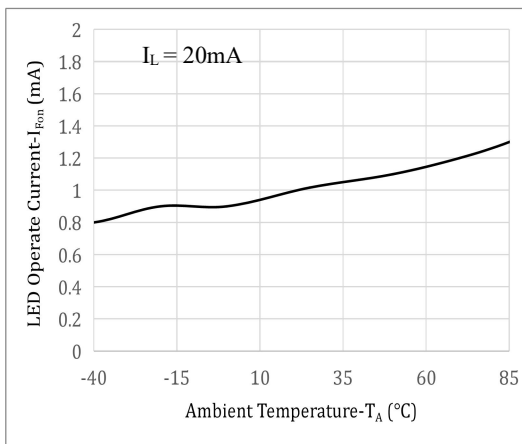


Fig.6 LED Turn Off Current vs. Ambient Temperature

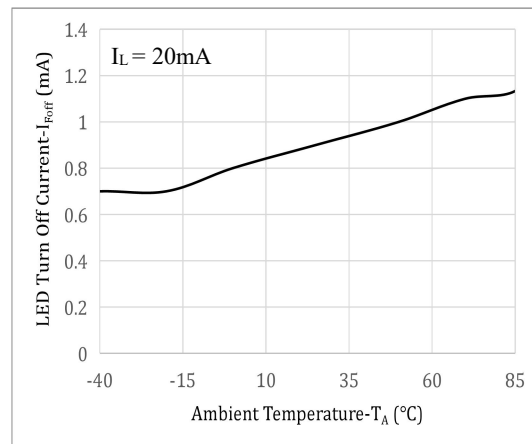


Fig.7 Turn On Time vs. Ambient Temperature

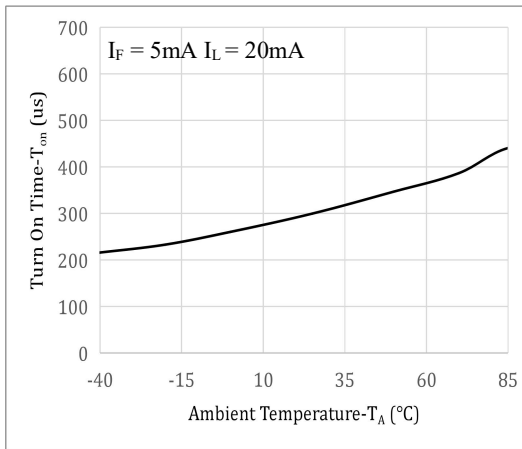


Fig.8 Turn Off Time vs. Ambient Temperature

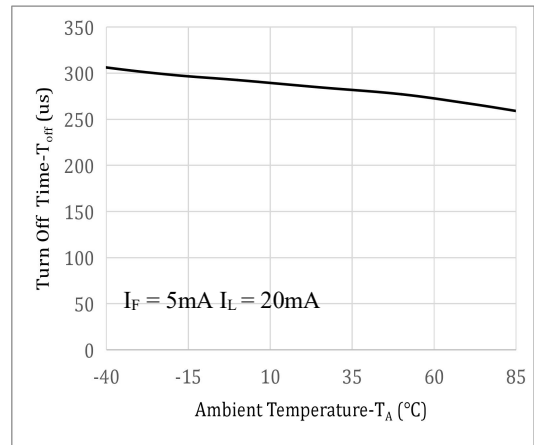


Fig.9 Turn On Time vs. LED Forward Current

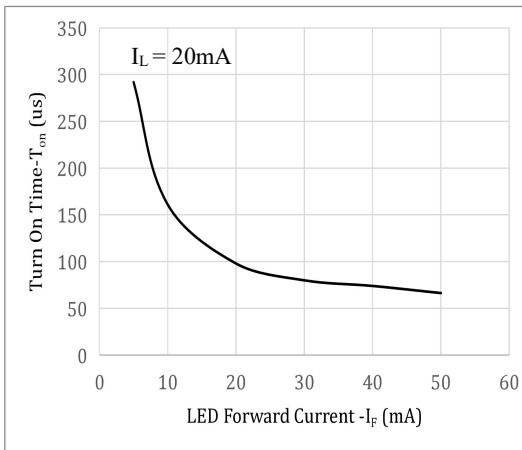
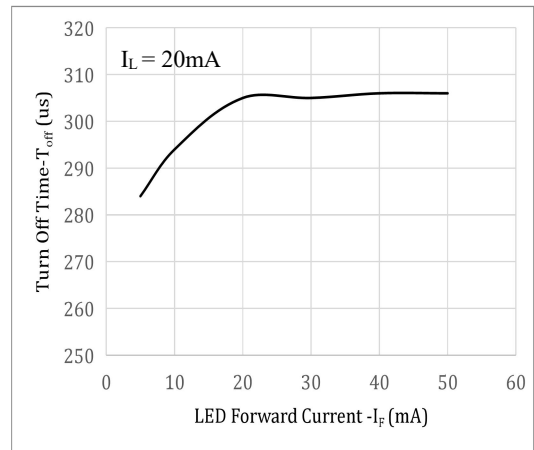


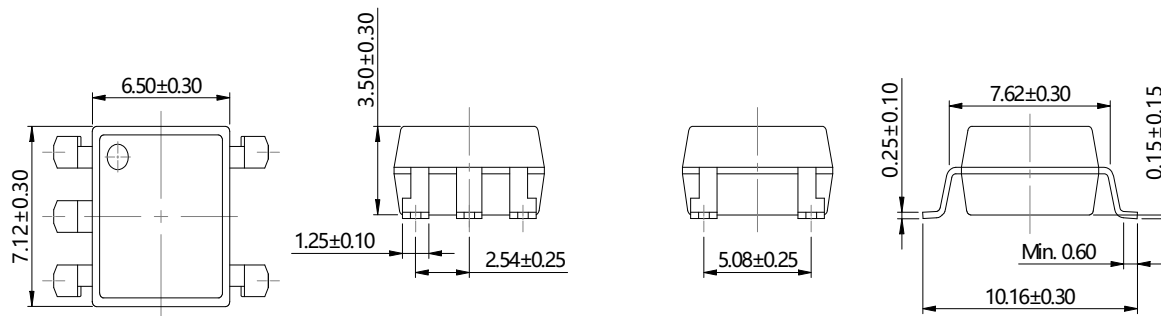
Fig.10 Turn Off Time vs. LED Forward Current





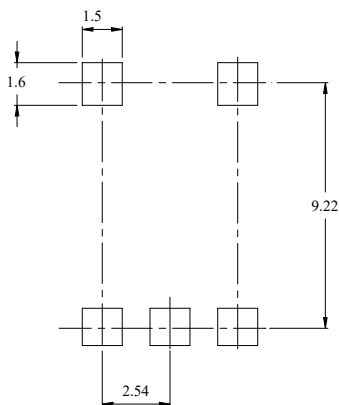
**外形尺寸 Outline Dimensions**

SMD5



单位 Unit: mm

**建议焊盘布局 Recommended Pad Layout**

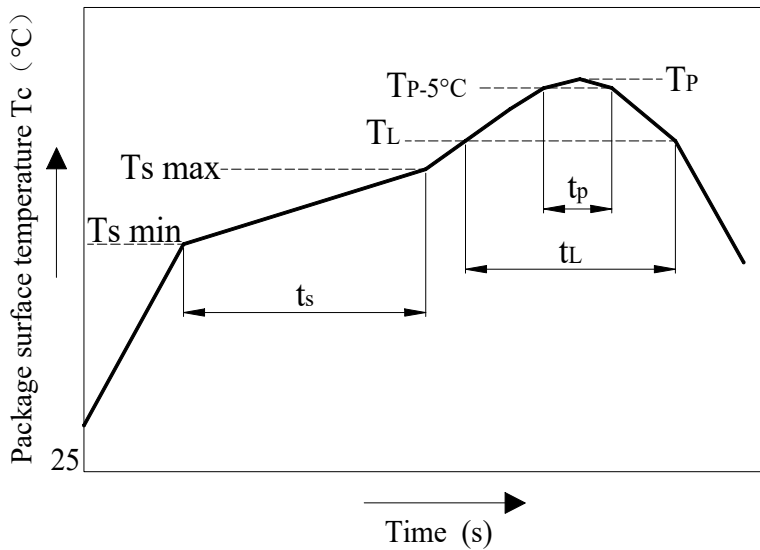


单位 Unit: mm

注：上图为产品正视图。

Note: The picture above is the front view of the product.

回流焊温度曲线图 Solder Reflow Profile

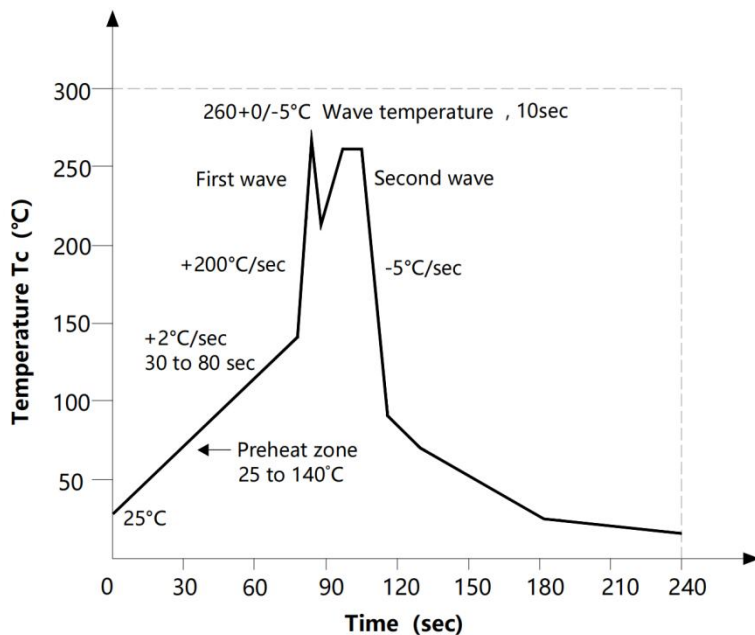


项目 Item	符号 Symbol	最小值 Min.	最大值 Max.	单位 Unit
预热温度 Preheat Temperature	$T_s$	150	200	$^\circ\text{C}$
预热时间 Preheat Time	$t_s$	60	120	s
升温速率 Ramp-Up Rate ( $T_L$ to $T_P$ )	-	-	3	$^\circ\text{C}/\text{s}$
液相线温度 Liquidus Temperature	$T_L$	217		$^\circ\text{C}$
时间高于 $T_L$ Time Above $T_L$	$t_L$	60	150	s
峰值温度 Peak Temperature	$T_P$	-	260	$^\circ\text{C}$
$T_C$ 在 $(T_P - 5)$ 和 $T_P$ 之间的时间 Time During Which $T_C$ Is Between $(T_P - 5)$ and $T_P$	$t_p$	-	30	s
降温速率 Ramp-down Rate ( $T_P$ to $T_L$ )	-	-	6	$^\circ\text{C}/\text{s}$

注：建议在所示的温度和时间条件下进行回流焊，最多不能超过三次。

Note: Reflow soldering is recommended at the temperatures and times shown, no more than three times.

### 波峰焊温度曲线图 Wave Soldering Profile



### 手工烙铁焊接 Soldering with hand soldering iron

- A. 手工烙铁焊仅用于产品返修或样品测试;  
Hand soldering iron is only used for product rework or sample testing;
- B. 手工烙铁焊要求: 温度  $360^{\circ}\text{C} \pm 5^{\circ}\text{C}$ , 时间  $\leq 3\text{s}$ .  
Manual soldering method Temperature:  $360^{\circ}\text{C} \pm 5^{\circ}\text{C}$ , within 3s.

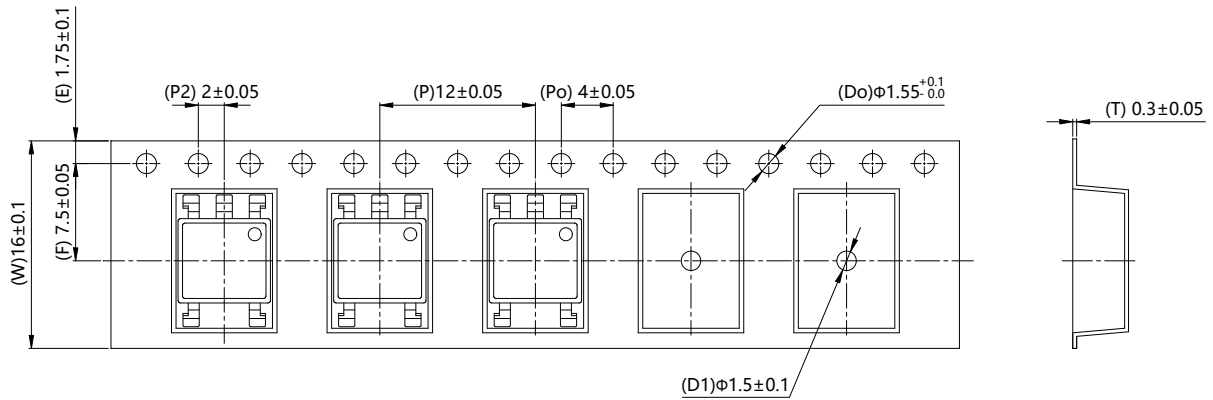
**包装 Packing**

■ 汇总表 Summary table

封装形式	包装方式	盘数量	盒数量	箱数量	静电袋规格	盒规格	箱(双瓦楞)规格	备注
Package Type	Packing Form	Quantity per Reel	Quantity per Box	Quantity per Carton	Antistatic Bag Specification	Box Specification	Carton Specification	Note
SMD5	卷盘 (φ330mm 蓝盘)	1000 只/盘	2 盘/盒	10 盒/箱	450*390*0.1mm	353*340*60mm	650*375*365mm	首端空 50 个空格, 末端空 100 个空格
SMD5	Reel (φ330mm Blue)	1000 pcs/reel	2 reels/box	10 boxes/ctn	450*390*0.1mm	353*340*60mm	650*375*365mm	Leave 50 Spaces at the beginning and 100 Spaces at the end

■ 编带包装 Tape & Reel

- 1) 每卷数量: 1000 只。  
Qty/reel: 1000 pcs.
- 2) 每箱数量: 20000 只。  
Qty/ctn: 20000 pcs.
- 3) 内包装: 每盒 2 盘。  
Inner packing: 2 reels/box.
- 4) 示意图 Schematic:



单位 Unit: mm

## 注意 Attention

- 群芯持续不断改进质量、可靠性、功能或设计，保留此文件更改的权利恕不另行通知。  
QUNXIN continuously improve quality, reliability, function or design. We reserve the right to change this document without notice.
- 请遵守产品规格书使用，群芯不对使用时不符合产品规格书条件而导致的质量问题负责。  
Please use in accordance with the product specification. QUNXIN is not responsible for the quality problems caused by non-compliance with the product specifications.
- 对于需要高可靠性或安全性的设备/装置需求，请联系我们的销售人员。  
For equipment/devices where high reliability or safety is required, please contact our sales representatives.
- 当需要用于任何“特定”应用时，请咨询我们的销售人员。  
When requiring a device for any “specific” application, please contact our sales in advice.
- 如对文件中表述的内容有疑问，欢迎联系我们。  
If you have any questions about the contents of the document, please contact us.